

Macroalgae exhibit diverse responses to human disturbances on coral reefs

by Jamaluddin J.

Submission date: 03-May-2023 01:00AM (UTC-0400)

Submission ID: 2082793840

File name: hibit_diverse_responses_to_human_disturbances_on_coral_reefs.pdf (2.92M)

Word count: 9646

Character count: 54981

RESEARCH ARTICLE

Macroalgae exhibit diverse responses to human disturbances on coral reefs

Sara E. Cannon¹ | Simon D. Donner¹ | Angela Liu^{1,2} | Pedro C. González Espinosa^{1,3} | Andrew H. Baird⁴ | Julia K. Baum⁵ | Andrew G. Bauman⁶ | Maria Beger^{7,8,9} | Cassandra E. Benkwitt¹⁰ | Matthew J. Birt¹¹ | Yannick Chancerelle¹² | Joshua E. Cinner⁴ | Nicole L. Crane^{13,14} | Vianney Denis¹⁵ | Martial Depczynski¹¹ | Nur Fadli¹⁶ | Douglas Fenner¹⁷ | Christopher J. Fulton¹¹ | Yimnang Golbuu¹⁸ | Nicholas A. J. Graham¹⁰ | James Guest¹⁹ | Hugo B. Harrison^{4,20} | Jean-Paul A. Hobbs²¹ | Andrew S. Hoey⁴ | Thomas H. Holmes²² | Peter Houk²³ | Fraser A. Januchowski-Hartley²⁴ | Jamaluddin Jompa²⁵ | Chao-Yang Kuo^{4,26} | Gino Valentino Limmon^{27,28} | Yuting V. Lin¹⁵ | Timothy R. McClanahan²⁹ | Dominic Muenzel⁷ | Michelle J. Paddack^{13,30} | Serge Planes¹² | Morgan S. Pratchett⁴ | Ben Radford^{11,31} | James Davis Reimer^{32,33} | Zoe T. Richards^{34,35} | Claire L. Ross^{22,31} | John Rulmal Jr.^{13,36} | Brigitte Sommer^{37,38} | Gareth J. Williams³⁹ | Shaun K. Wilson^{22,31}

Correspondence

Sara E. Cannon, Department of Geography, University of British Columbia, Vancouver, BC, Canada.
Email: s.cannon@oceans.ubc.ca

Funding information

Agencia Nacional de Investigación e Innovación, Grant/Award Number: 7/AMD/E1/KP.PTNBH/2020; ARC Centre of Excellence for Coral Reef Studies; Australian Institute of Marine Science; Australian Research Council, Grant/Award Number: ARC Linkage Project LP160101508, CE140100020, DP0877905, FT160100047 and P110101540; AXA Research Fund, Grant/Award Number: 154-000-649-507; Canadian Foundation for Innovation; Canadian Network for Research and Innovation in Machining Technology, Natural Sciences and Engineering Research Council of Canada, Grant/Award Number: Discovery Grant and RGPIN-2019-04056; Centre of Excellence for Environmental Decisions, Australian Research Council, Grant/Award Number: CE110001014; David and Lucile Packard

Abstract

Scientists and managers rely on indicator taxa such as coral and macroalgal cover to evaluate the effects of human disturbance on coral reefs, often assuming a universally positive relationship between local human disturbance and macroalgae. Despite evidence that macroalgae respond to local stressors in diverse ways, there have been few efforts to evaluate relationships between specific macroalgae taxa and local human-driven disturbance. Using genus-level monitoring data from 1205 sites in the Indian and Pacific Oceans, we assess whether macroalgae percent cover correlates with local human disturbance while accounting for factors that could obscure or confound relationships. Assessing macroalgae at genus level revealed that no genera were positively correlated with all human disturbance metrics. Instead, we found relationships between the division or genera of algae and specific human disturbances that were not detectable when pooling taxa into a single functional category, which is common to many analyses. The convention to use percent cover of macroalgae as an indication of local human disturbance therefore likely obscures signatures of local anthropogenic threats to reefs. Our limited understanding of relationships between human disturbance, macroalgae taxa, and their responses to human disturbances impedes the ability to diagnose and respond appropriately to these threats.

This is an open access article under the terms of the [Creative Commons Attribution](https://creativecommons.org/licenses/by/4.0/) License, which permits use, distribution and reproduction in any medium, provided the original work is properly cited.

© 2023 The Authors. *Global Change Biology* published by John Wiley & Sons Ltd.

Foundation; Department of Biodiversity, Conservation and Attractions; Director of National Parks Australia; European Regional Development Fund, Grant/Award Number: 80761-SU-1365; Fondation Bertarelli; French Minister for Ecology; Government of Palau; Indonesian Ministry of Research and Technology; INSU-CNRS; IR ILICO; Japan International Cooperation Agency; Japanese Society for the Promotion of Science; Leverhulme Trust; Lizard Island Reef Research Foundation; Marie Skłodowska-Curie Actions, Grant/Award Number: TRIM-DLV-747102; Ministry of Science and Technology, Taiwan, Grant/Award Number: 104-2611-M-002-020-MY2, 106-2611-M-002-008, 107-2611-M-002-011, 108-2611-M-002-013 and 109-2611-M-002-017; National Geographic Society, Grant/Award Number: #7941-05; National Oceanic and Atmospheric Administration, Grant/Award Number: NA15NMF4270336; National Research Foundation Singapore, Grant/Award Number: Marine Science Research and Development Programme; National Science Foundation, Grant/Award Number: 1546374 and 1622339; Natural Environment Research Council, Grant/Award Number: NE/S006931/1; Newton Fund; Ocean Affairs Council of Taiwan, Grant/Award Number: OAC-UNIV-108-004; Office of Insular Affairs, Grant/Award Number: CRI-Ulithi-2; Pacific Rim Research Program; Paul M. Angell Family Foundation; Pew Charitable Trusts; Royal Society, Grant/Award Number: UF140691; Rufford Foundation; The Isobel Bennett Fellowship; Tiffany & Co Foundation; University of Technology Sydney; Welsh European Funding Office; Western Australian Museum; Western Indian Ocean Marine Science for Management; Wildlife Conservation Society; Woodside

KEYWORDS

coral reef health, coral reefs, Indian Ocean, local human disturbance, macroalgae, multiple stressors, Pacific Ocean

1 | INTRODUCTION

Coral reefs are a highly diverse habitats within the tropical and subtropical seascape and provide essential services to millions of people, even as anthropogenic stressors intensify (Williams et al., 2019). Changes in the relative abundance of indicator taxa are often used to evaluate the effects of disturbances and human stressors on coral reefs, two common indicators being macroalgae and coral cover. In general, high cover of macroalgae is considered indicative of degraded reefs while high cover of hard corals indicates healthy reefs (Bruno et al., 2009; Bruno et al., 2014; McCook, 1999; Vroom, 2011; Vroom et al., 2006). The perception that macroalgae cover is indicative of reef health is driven by the theory that local anthropogenic stressors can promote macroalgae proliferation through top-down or bottom-up processes (e.g., the Relative Dominance Model; Littler

& Littler, 1984, 2007). However, macroalgae-dominated reefs are not necessarily unhealthy (Vroom, 2011; Vroom et al., 2006). Macroalgae support ecosystem functioning and services (Fulton et al., 2019), contributing to carbonate production and providing nursery habitat that supports adult fish populations (Sievers et al., 2020), including target species for tropical reef fisheries (Wilson et al., 2022). Moreover, while macroalgae and corals compete for space and macroalgae may impede coral recovery through shading, abrasion, or chemical defenses (Littler et al., 2006; Littler & Littler, 2007; Mumby et al., 2006), there are also positive interactions between corals and macroalgae. For example, macroalgae can provide refuge for corals from predation by the Crown-of-Thorns seastar, *Acanthaster planci* (Clements & Hay, 2017). Macroalgal canopies can also protect corals from bleaching by limiting exposure to high irradiance (Jompa & McCook, 1998; Smith et al., 2022).

Macroalgae is a broad term that can encompass multiple taxa with different morphology, ecology, and biology. Consequently, comparisons of studies using the percent cover of macroalgae as a proxy for local human-driven degradation often find conflicting results. For example, Smith et al. (2016) reported a significant positive relationship between populated islands and macroalgal cover, concluding that human populations negatively affect reef health. Conversely, Bruno and Valdivia (2016) failed to find a relationship between human populations and macroalgal cover on reefs, concluding local signatures of degradation are being obscured by climate-driven stressors.

Differences in how macroalgae are defined may have confounded comparisons between studies. Smith et al. (2016), for example, included turf algae and excluded erect, calcifying algae such as *Halimeda*, while Bruno and Valdivia (2016) excluded turf algae but included *Halimeda* and other erect, calcifying taxa. Clearly, scientists define macroalgae inconsistently, and the nature of these definitions may obscure drivers of macroalgal cover.

Furthermore, environmental factors can influence macroalgal cover on reefs, such as exposure to wind and waves (Fabricius et al., 2023; Gove et al., 2015; Page-Albins et al., 2012), seasonality (Brown et al., 2018; Fulton et al., 2014), and sea surface temperature (SST; Graba-Landry et al., 2020; Tanaka et al., 2012). Studies endeavoring to assess links between local human disturbance and macroalgal cover should therefore consider these environmental factors in analyses. Macroalgae taxa also exhibit variability in their responses to local human and environmental stressors, including temperature

(Anton et al., 2020; Fabricius et al., 2023), fishing pressure (Gilby et al., 2015), water pollution (Fabricius, 2005; McClanahan et al., 2004; McCook, 1999), and sedimentation (Fabricius, 2005; Harris et al., 2021). Research investigating these taxon-specific responses to local stressors are lacking for all but the most common macroalgae.

We re-examine the relationship between macroalgal cover and local human disturbance using data from 1205 sites in the Indian and Pacific Oceans collected between 2004 and 2020 (Figure 1). We define macroalgae as including erect calcifying genera but excluding turf or crustose algae (Bruno et al., 2009; Steneck, 1988; Tebbett & Bellwood, 2019). We use this definition to remain consistent with past studies (e.g., Bruno et al., 2009; Bruno & Valdivia, 2016; Steneck, 1988; Tebbett & Bellwood, 2019; Tebbett et al., 2023), and to make use of preexisting survey data in which turf algae was not identified consistently across surveys. The analyses test the hypothesis that macroalgal percent cover is correlated with local human disturbance when accounting for environmental factors that might have confounded the findings in previous studies (Bruno & Valdivia, 2016; Smith et al., 2016). For all sites and within six biogeographic realms (Costello et al., 2017; see Section 2), we determined the suite of human disturbance and environmental variables (Table S1) that best explain the genus-level macroalgae communities via canonical correspondence analysis (CCA) and stepwise ordination. Next, we fit permutational analysis of variance (PERMANOVA) models to estimate the effects of each variable on macroalgal communities. We then used Similarity Percentage Analysis (SIMPER) to determine the

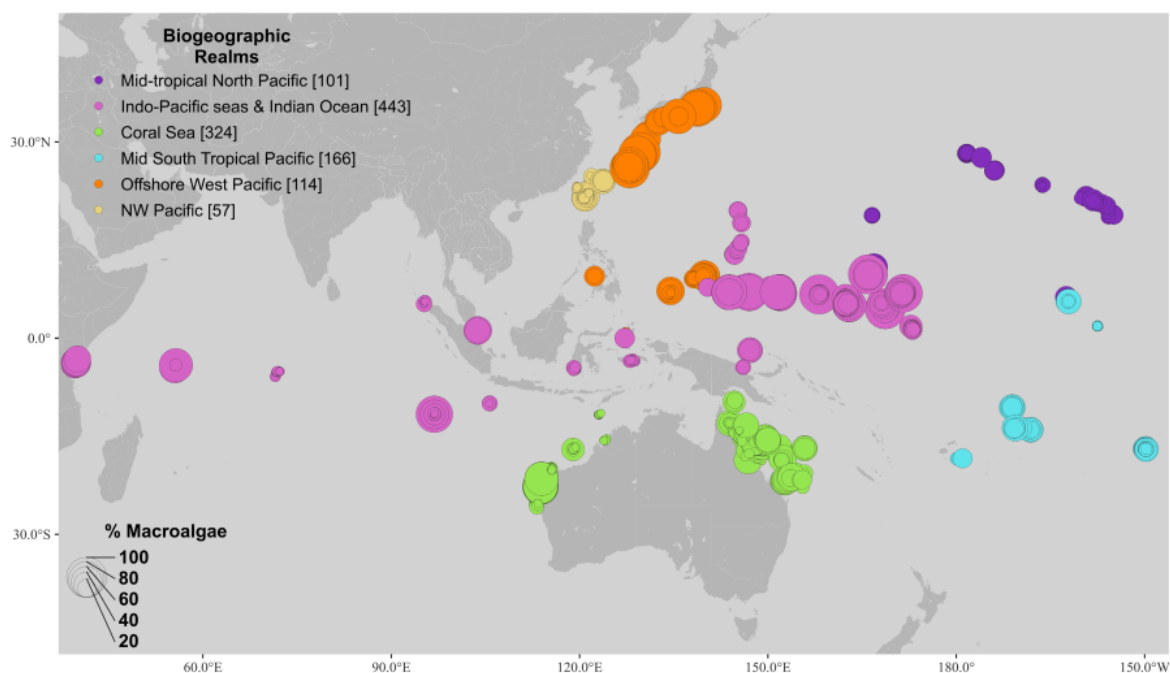


FIGURE 1 Map of 1205 study sites across the Indian and Pacific Oceans, by biogeographic realm (as described in Costello et al., 2017). The size of the points represents the total percent cover of macroalgae at each site. Map lines do not necessarily depict accepted national boundaries.

taxa driving differences across biogeographic realms. Finally, we fit zero-inflated generalized linear mixed models (GLMMs) to quantify the relationships between local human disturbance and the common macroalgae genera and their divisions (red, green, brown).

2 | MATERIALS AND METHODS

We collated data from genus-level macroalgae benthic surveys conducted by the authors (Supporting Information: Data Sources) from 1205 individual tropical and subtropical coral reef study sites across the Indian and Pacific Oceans between 2004 and 2020, covering a period of 16 years. This dataset provides a snapshot of each site at a single time point and we did not investigate temporal changes in macroalgal communities. As discussed below, we considered temporal and methodological variables to account for differences across sites and surveys (Table S1). Of the 1205 sites, 1145 identified all macroalgae to the genus level, while 60 surveys only identified macroalgae of the genus *Halimeda*. We did not include these *Halimeda*-only surveys in the investigation of community drivers of macroalgae, but we included them in the genus-specific analyses described below. All statistical modeling, figures, and plots were done using R Statistical Software version 4.4.1 (R Core Team, 2021), R Studio version 2021.09.0 Build 351 (RStudio Team, 2020), the R package ggplot2 (Wickham, 2016), and InkScape (Inkscape Project, 2020). The R code is available on GitHub (https://github.com/secanno/Cannonetal2023_Macroalgae). We created the map in QGIS version 3.24 (QGIS Development Team, 2022) using a base map from OpenStreetMap (OpenStreetMap Foundation, 2021).

To limit the ability of confounding factors to obscure potential relationships between macroalgae and local human disturbance, we identified and calculated 45 site-specific variables (in addition to 15 variables representing human disturbance), representing drivers known to influence macroalgae growth and distribution at multiple resolutions. These variables encompassed eight categories: connectivity with other reefs, heat stress, human disturbance, methodological and site descriptive variables, net primary productivity, seasonality, storms, and wind and wave exposure. Because the estimates of these variables cover a wide geographic area, we conducted the analysis for the entire dataset, and also separated the sites into marine biogeographic realms (Costello et al., 2017) to test whether the macroalgae communities within realms were explained by different variables. One of the realms, the offshore Indian Ocean, included just 12 sites, which we added to the Indo-Pacific Seas and Indian Ocean realm. We also considered data contributors and the survey methodologies as explanatory variables to account for differences in site selection and sampling methodologies. Due to spatial constraints, we are unable to detail the methods and justifications for each of the 60 explanatory variables that we considered in the main text of the manuscript. Instead, Table S1 contains a table describing each variable, including its definition, source, spatial resolution, and justification for inclusion in the analysis.

We assessed multicollinearity during variable selection at two steps in the analysis. First, we used the R package Hmisc

(Harrell, 2021) to calculate the Pearson's r correlation coefficients for all possible pairs of variables and eliminated any with r correlation values of greater than 0.7 within each of the eight covariate categories. When multiple variables were correlated within a given category, we chose those with the lowest summed Pearson's r coefficient, eliminating 33 variables (Table S2). Then, following Borcard et al. (2011), to select variables that best explained the macroalgae community compositions, we conducted CCA and stepwise variable selection using the R package *vegan* (Oksanen et al., 2020) for all sites combined and independently for each of the six realms. We addressed multicollinearity in this second step by eliminating any variables with a variable inflation factor (VIF) > 10 (Table 1; Borcard et al., 2011). We detail the variables selected by the CCAs and their VIF in Table S3.

Using the R package *vegan* (Oksanen et al., 2020), we ran SIMPER (999 permutations) to identify the macroalgae taxa driving differences across biogeographic realms. We also identified variables with strong correlations to macroalgal community composition with principal component analysis and by fitting seven PERMANOVAs: one for all the data combined and for each of the six realms independently. Each PERMANOVA included the variables selected by the CCA, excluding those with VIFs > 10 (Table S3).

Last, we evaluated how local human disturbance, represented by variables detailed in Table S1, influenced the distribution of the most common genera of macroalgae. To estimate the effects of five categories of local human disturbance on the most common macroalgae taxa, their divisions, and for all macroalgae combined, we fit generalized linear mixed models using the R package *glmmTMB* (Bolker et al., 2009) for the following equation:

$$\begin{aligned} &\text{Percent of Macroalgae} \sim \text{cumulative human impact score} \\ &+ \log(\text{population density}) + \text{NDVI} + \text{nutrients} + \text{market gravity} \\ &+ (1|\text{Latitude: Longitude}). \end{aligned}$$

We considered each of the five human disturbance variables fixed effects, the interaction between latitude and longitude a random effect to account for spatial autocorrelation across sites. The most common genera were defined as those comprising more than 1% of the total macroalgae cover, either across the entire dataset or within one of the realms. The cumulative human impact score is a metric for local human disturbance that includes small-scale fishing pressure, coastal population, industrial development, tourism, and two types of water pollution (sedimentation and nitrogen from agriculture), while the normalized difference vegetation index (NDVI) is a proxy for nearby development. For more details, including methods and justifications for each of the model variables (see Table S1).

We compared zero and nonzero-inflated GLMM with gaussian and beta distributions. We selected zero-inflated beta regression models because they best met the assumptions that the residuals would exhibit homoscedasticity and be normally distributed, and that the data are not autocorrelated. The human population variable was log-transformed to meet the assumptions. We used diagnostic plots to test for normal distribution and equal variance of residuals with the R package DHARMA (Hartig, 2022), and Moran's tests

TABLE 1 Variables that best explained macroalgal communities (canonical correspondence analysis [CCA] results) and had variable inflation factors of less than 10, shown with their pseudo- R^2 values (permutational analysis of variance [PERMANOVA] results). Values in bold are statistically significant at $\alpha = .05$, while those in italics are significant at $\alpha = .10$. Empty cells indicate that variables were not selected as best explaining the macroalgal communities by the CCA and were not included in the PERMANOVAs.

Variable type	Variable	All data	Mid-tropical N. Pacific	Indo-Pacific seas and Indian Ocean	Coral Sea	Mid-south tropical Pacific	Offshore West Pacific	NW Pacific
R^2 (full equation)		.10	.05	.12	.21	.18	.07	.16
Connectivity	Reef area (15km)			0.05				
	Reef area (200km)	0.00		0.01				
Human disturbance	Cumulative human impact	0.01						
	Fisheries management	0.01				0.08		0.09
	Normalized difference vegetation index	0.00		0.02		0.02	0.03	
	Nutrients (agriculture)	0.00	0.03		0.04			0.04
Methodology and sampling	Depth	0.00		0.02		0.04		
	Habitat	0.02						
	Latitude							
Net primary productivity (NPP)	Chl-a (kurtosis)	0.00		0.01	0.02			0.02
	NPP (SD)	0.00			0.05			
Seasonality	Month of survey (by sea surface temperature [SST])	0.03						
	Average photosynthetically available radiation (PAR) (survey month)	0.00				0.04		
	mean SST (survey month)			0.01				
Storms	# Storms \geq type 3	0.00	0.02		0.01			
	Cyclone score				0.02			
Heat stress	Max Degree Heating Weeks (DHW)	0.00						
	Maximum Monthly Mean (MMM)	0.00						
	SST _{SD}	0.00						
Wind and wave exposure	Aspect	0.00				0.00	0.01	
	Wave energy (mean)	0.00		0.00	0.04		0.02	
	Wind and wave exposure						0.01	0.01

to test for spatial autocorrelation with the package *spdep* (Bolker et al., 2009, Supporting Information S4). We also calculated the R^2 values (marginal R^2 , which represents only the fixed effects, and conditional R^2 , which measures the fit of the entire model) using the Nakagawa method (Nakagawa et al., 2017). Finally, to enable comparing the model results across taxa, we used the R package *ggeffects* to calculate the adjusted marginal effects for each of the explanatory variables (Lüdecke, 2018).

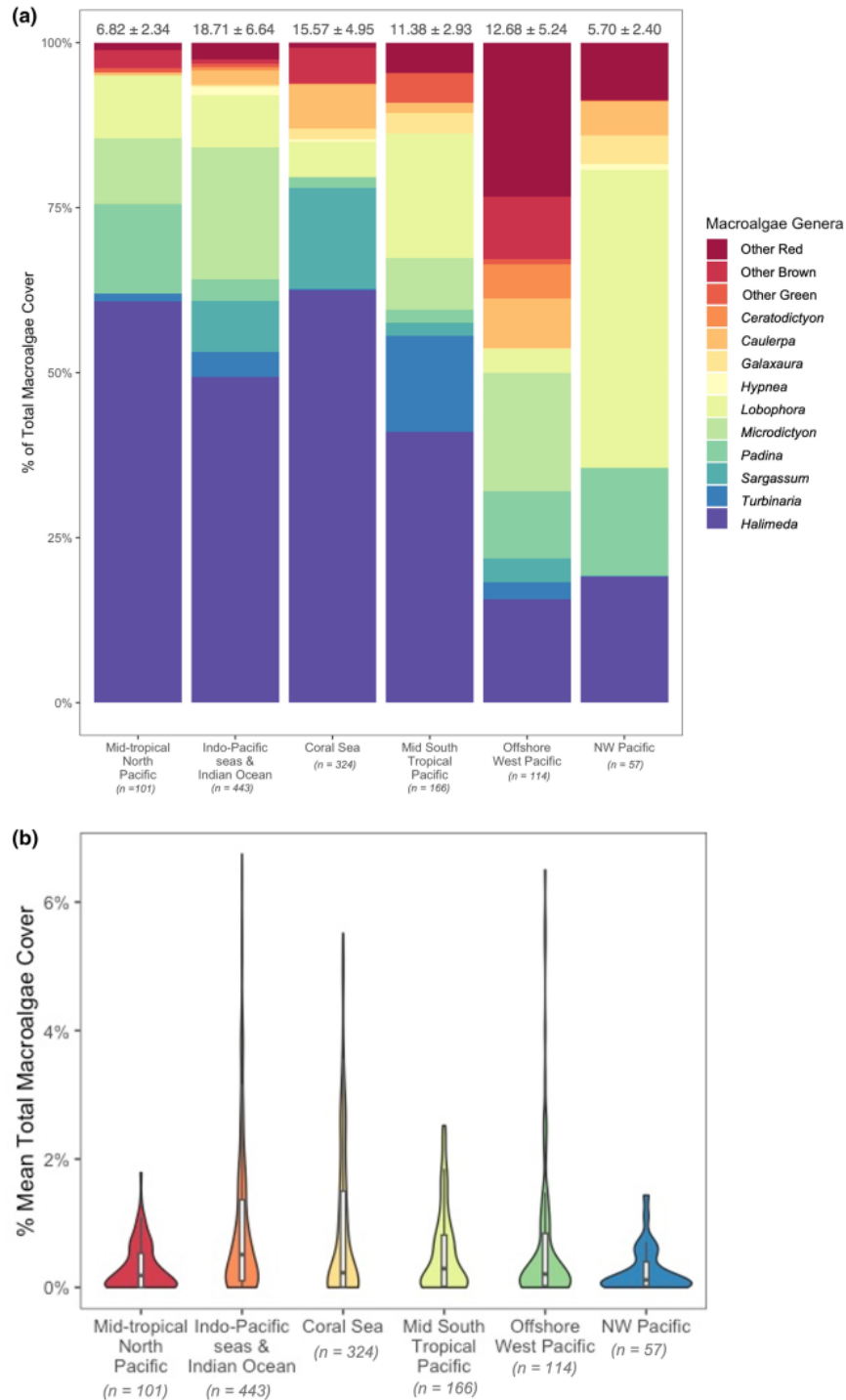
3 | RESULTS

Across these 1205 sites, we identified 96 genera of macroalgae and total macroalgae cover varied from zero to 88.2% per site, with

a mean of 12.8% and a median of 6.8%. The calcified green algae *Halimeda* occurred at the most sites (68.2%).

Macroalgal community compositions differed across realms (Figure 2). The genus *Halimeda* was most common in all realms except for the offshore West Pacific and northwest Pacific, where *Lobophora*, a brown fleshy alga, was the most common taxa. We describe the most common taxa within each realm in detail in Table S5, and the full SIMPER results comparing all realms to each other in Table S6.

The drivers of spatial differences in macroalgal community compositions differed when considering the full model (containing all sites) or within each of the realms (Table 1; Table S7). A principal component analysis considering the potential drivers of macroalgal distribution (Table S1) found that the first three principal



49

FIGURE 2 (a) Top 10 most common macroalgae taxa by biogeographic realm, with mean and standard deviation at the top of each bar. (b) Mean total macroalgal cover by site, grouped by biogeographic realms.

components accounted for 46.32% of the variation in macroalgal communities (Supporting Information S8). The full equations for all the PERMANOVAs were statistically significant with p -values

<.01 for the model containing all sites, and models for each of the realms except the mid-tropical North Pacific, which was not significant ($p=.08$). The explanatory power of each model varied, and

each of the independent variables had R^2 values less than .10. For all macroalgae combined, the PERMANOVA accounted for 10% of the variation in macroalgae percent cover across sites. The model for the Mid-Tropical North Pacific had the least explanatory power for variation in macroalgal community composition ($R^2 = .05$), while the model for sites in the Mid-South Tropical Pacific had the greatest ($R^2 = .21$).

The human disturbance metrics had the largest effects of all drivers contributing to the variation in macroalgal communities in all realms. Of these human disturbance indicators, the normalized difference vegetation index (NDVI, an indicator of development on land; see Section 2) and nutrients from agriculture had the greatest presence in the models, although nutrients were only significant in two of six models, while NDVI was significant in three of the six. Three of the models also included a categorical variable representing fisheries management (open-access, restricted, or closed/no access), which had greater explanatory power than the other human disturbance metrics (all of which had R^2 values less than .05). Of the biophysical indicators, mean wave energy was another common driver of macroalgae community composition and was significant in four of six models. Except for fisheries management, all the variables had R^2 values that were less than or equal to .05.

The relationships between the percent cover and each of the human disturbance metrics varied for different macroalgae genera (Figure 3) and divisions (Figure 4, Supporting Information S9). The

adjusted estimates indicated weak relationships between the percent cover of total macroalgae and the human disturbance metrics (Supporting Information S10), with effect sizes that were all less than one. When investigating potential relationships by genera or division, however, some relationships between specific taxa and human disturbance became apparent that were not evident for all macroalgae combined. Similarly, when considering the division of macroalgae (red, green, or brown), relationships with human disturbance were less apparent than they were for specific macroalgae taxa. Percent cover of all algae had a negative relationship with three of five human disturbance variables. Within the brown macroalgae division, most taxa exhibited positive relationships with the log of the population density, and negative relationships with NDVI and nutrients from agriculture. Only two of the brown macroalgae genera exhibited strong relationships with the disturbance. The genus *Spatoglossum* was positively correlated with the cumulative human impact score (which includes sedimentation, nutrients from agriculture, tourism, industrial development, and small-scale fishery pressure; Andrello et al., 2021), log of population density, and market gravity, but was negatively correlated with NDVI and nutrients from agriculture. By contrast, *Dictyoeris* was positively correlated with the cumulative human impact score and NDVI, but negatively correlated with market gravity and nutrients from agriculture.

Similarly, both the green and red macroalgae taxa also demonstrated weak relationships with human disturbance when considered

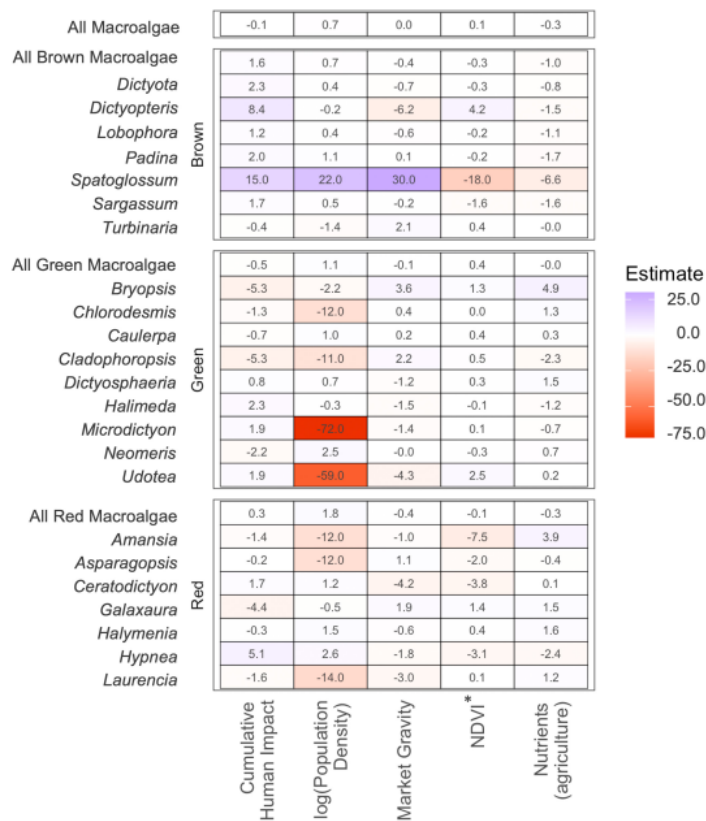
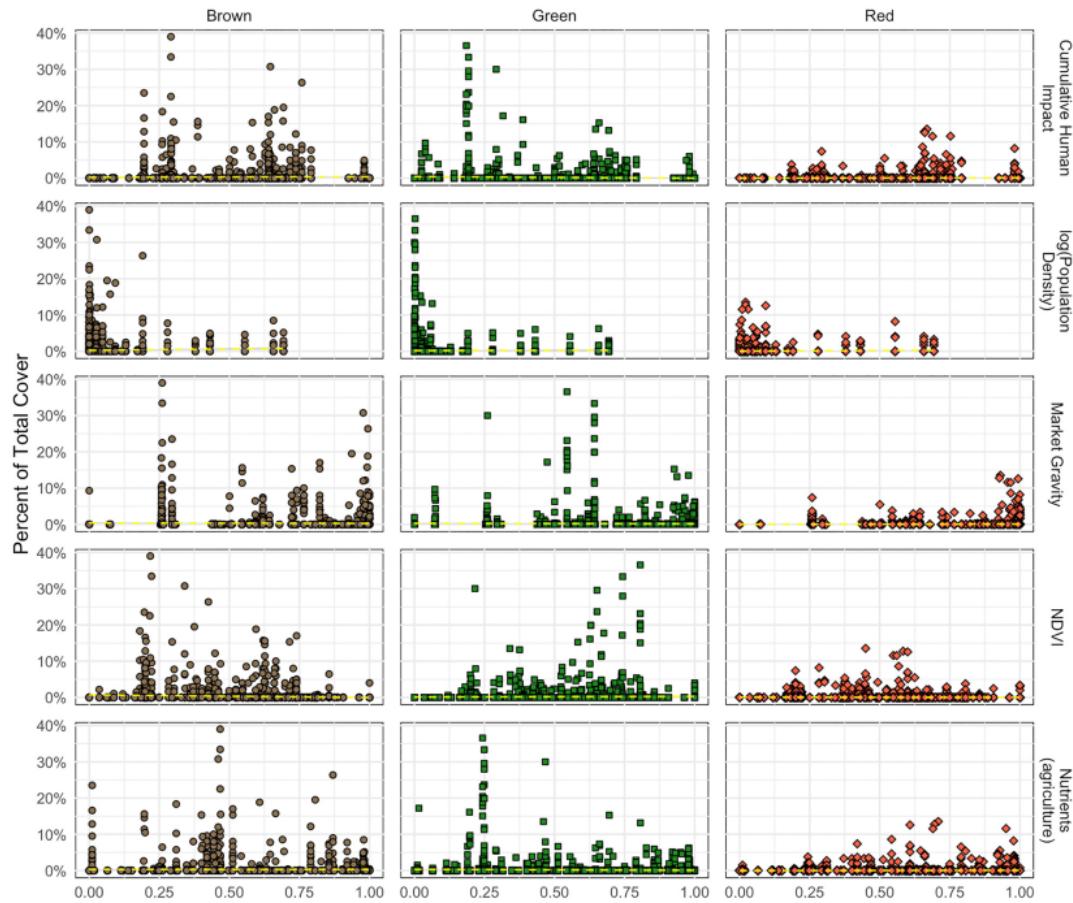


FIGURE 3 Estimated parameters for fixed effects from the generalized linear mixed models. *Estimates for normalized difference vegetation index have been multiplied by -1 to account for this variable's inverse relationship with disturbance.



48

FIGURE 4 The percent cover of macroalgae genera grouped into three divisions (brown, green, and red), as they relate to five human disturbance variables. The dashed yellow line is the trendline. The disturbance variables have been normalized and range between zero and one (see Section 2).

by division, with specific taxa showing stronger positive or negative relationships. Most of the green macroalgae genera were negatively related to the log of the population density (*Microdictyon* and *Udotea* were strongly and negatively correlated) but were weakly related with the remaining human disturbance metrics. The red macroalgae taxa were also negatively related to the log of the population density and NDVI. By contrast, the red macroalgae genera *Ceratodictyon* and *Hypnea* were positively correlated with the population density, although these relationships were weak.

4 | DISCUSSION AND CONCLUSIONS

The percent cover of total macroalgae is not a robust indicator for local anthropogenic disturbance in the Indian and Pacific Oceans, for two main reasons: (1) the drivers of macroalgae communities are unclear, challenging to estimate, and differ across realms, and (2) different macroalgae genera and divisions have distinct and often opposite responses to diverse types of local human disturbance.

We find that multiple environmental factors, unrelated to local anthropogenic disturbance, influenced macroalgae community compositions (connectivity, wind and wave exposure, storms, net primary production, and seasonality). Accounting for these environmental factors is imperative if researchers and managers are to use macroalgae as an indicator of anthropogenic impact on reefs. Otherwise, researchers risk attributing observed patterns in macroalgal community composition to the wrong drivers. Furthermore, despite assessing 60 variables that could influence macroalgae communities, the most parsimonious models included few variables, and the PERMANOVAs all had R^2 values of less than .25. This indicates that the models were still unable to account for most of the variation in macroalgal communities and highlights the difficulty in identifying the drivers of ecological patterns (discussed further below).

In addition, the relative importance of the factors influencing macroalgal communities differed across the biogeographical realms. The CCA identified 17 variables influencing macroalgae distribution when considering all sites. However, each variable explained less than 3% of the variation and collectively, the full equation only accounted for

10% of the variation. Many of these variables were selected only when considering all sites collectively, but not when examining the drivers of macroalgal communities by biogeographical realm. In the Coral Sea, the CCA identified six variables as best describing the variation in macroalgal communities, half of which (nutrients from agriculture, the kurtosis of chl-a, and the standard deviation of net primary productivity) are related to nutrients, and the other half were related to storms and exposure to wind and waves (number of storms greater than type 3, cyclone score, and mean wave energy). These variables collectively accounted for 21% of the variation across sites in the Coral Sea. In the mid-South Tropical Pacific, the PERMANOVA accounted for 18% of the variation, and fisheries management and development (represented by NDVI) were important for explaining variation in macroalgal communities, along with the depth of the surveys, photosynthetic radiation, and the aspect of the site. By contrast, the heat stress metrics were not important drivers of macroalgal communities, whether considering all sites collectively or within the biogeographic realms. Collectively, the CCAs and PERMANOVA results show that macroalgal communities are influenced by different factors depending on their location. Without accounting for these factors, studies that compare the percent cover of macroalgae across broad regions may obscure differences in community compositions, rather than revealing them.

The macroalgae genera we assessed also exhibited diverse and oftentimes opposing relationships with different metrics of human disturbance. Combining all macroalgae into a single category, or into divisions, obscured ecologically important relationships. In addition, the total macroalgae cover metric was uniformly weakly explained by each of the human disturbance variables. The cumulative human impact score did not have the strongest correlation with macroalgae cover. This is most likely because this metric is a conglomeration of multiple stressors, and our analysis clearly shows that many taxa respond more strongly to a specific anthropogenic stressor. Moreover, the percent cover of many taxa will increase in response to one stressor but decline when subjected to another, somewhat nullifying any response when responses from multiple stressors are combined. This indicates that taxon-specific responses to individual human pressures should be considered when evaluating local anthropogenic impacts on coral reefs.

The individual traits of the macroalgae genera may explain their relationships with the various disturbance metrics, each of which represents a different form of localized disturbance. The genus *Halimeda* was present at almost 70% of the sites and was the most common macroalga in our dataset. As the most common calcifying alga on tropical reefs globally, *Halimeda* produce sediment on coral reefs and play an important role in reef accretion (Hillis-Colinvaux, 1980). Our results suggest that *Halimeda* cover will increase with increasing cumulative human impacts but will decline with increasing market gravity and nutrients from agriculture. While market gravity was designed as a metric for fishing pressure (Cinner et al., 2018), it incorporates human population size, and may therefore also reflect nutrient loading present in realms with high human populations. The weak but negative correlation with nutrients from agriculture, is in contrast with past findings showing that *Halimeda* growth is stimulated by

nutrients (Delgado, 1994; Teichberg et al., 2013). Increasing market gravity might increase competition with other macroalgae taxa that would otherwise be kept in check by herbivory, which could explain the negative correlation. However, coral reef herbivores show low preferences for *Halimeda* and some species are chemically defended (Hay et al., 1988; Paul & Van Alstyne, 1988). Collectively, these results reveal a complex relationship between *Halimeda* and human disturbance; it is more likely to grow where nutrients are high, but not necessarily where there is high fishing pressure.

Complex relationships may also exist for other macroalgae taxa examined here, although confirming these relationships is not possible with the current data and will require further research as well as experiments that manipulate the extent of different stressors imposed on macroalgae taxa. For example, we found that canopy-forming brown algae, which provide important habitat for fish and support small-scale fisheries (Sievers et al., 2020; Wilson et al., 2022), exhibit diverse responses to disturbance. For example, blooms of *Turbinaria* have been linked to high nutrient concentrations on the Great Barrier Reef (McCook, 1999), which is consistent with our results from across the Indian and Pacific Oceans. *Sargassum* was one of the few taxa exhibiting a negative relationship with nutrients from agriculture, which aligns with past research (e.g., McClanahan et al., 2004). However, it is in direct opposition of the Relative Dominance Model (RDM), which posits that macroalgae cover on coral reefs is dictated by human disturbance acting through top-down (e.g., fishing pressure) or bottom-up (e.g., nutrients) processes (Littler & Littler, 1984, 2007).

While past research helps explain many of the relationships between specific macroalgae taxa and our human disturbance variables, we also found unexpected relationships. The morphology of *Turbinaria*, along with its chemical defenses, make it unpalatable to many herbivores (Bittick et al., 2010) and we would not anticipate an increase in percent cover with increasing fishing pressure (Davis, 2018). However, we found a positive correlation with market gravity. Other studies have also reported that macroalgae taxa often do not respond as predicted to stressors (McClanahan et al., 2004; McCook, 1999), again, underscoring how little these interactions are understood. Unfortunately, studies investigating taxa-specific interactions with human disturbance for tropical macroalgae are lacking for all but the most common taxa and often report conflicting results (Ramseyer et al., 2021). Existing studies are primarily motivated by negative interactions between corals and macroalgae (Fulton et al., 2019; Vroom, 2011). Furthermore, because of the RDM's predictions, studies are usually limited to investigating the effects of fishing pressure or nutrients (e.g., Adam et al., 2021; Holbrook et al., 2022).

Our results show that the lack of correlation between total macroalgal cover and local human disturbance may be in part because of the varied interactions between disturbance and individual macroalgae taxa. Signatures of human disturbance that were undetectable using total macroalgae cover may still be evident when identifying macroalgae at the genus level. In these cases, relying on the assumption that macroalgal percent cover correlates with local disturbance may lead to maladaptive interventions; for example, if managers

assume that all macroalgae will respond similarly to enhanced herbivory despite evidence to the contrary (Kelly et al., 2016), or misidentify undisturbed reefs as degraded, this approach could lead to costly and ineffective management interventions.

For reef-building corals, research has greatly improved our understanding of diverse and complex responses to disturbance. Literature has documented differences in how corals respond to bleaching, for example, because of their morphology, heterotrophic feeding ability, physiology, and several other factors (Darling et al., 2012; Loya et al., 2001; Van Woeseik et al., 2011). Yet, the focus on coral in the literature demonstrates that scientists have failed to consider how genera within diverse macroalgae assemblages may also respond to disturbance differently and what this means for ecosystem function (Fulton et al., 2019). Like reef-building coral communities, some taxa of macroalgae are susceptible to climate-driven stressors (Anton et al., 2020; Graba-Landry et al., 2020). Our limited understanding of the relationships between both human and climate disturbance and macroalgae taxa, and their importance in reef ecosystem functioning, impedes our ability to respond to the many threats facing coral reef ecosystems as a whole (Vroom, 2011).

This study builds on previous research that has called the RDM and the subsequent assertions that macroalgae is correlated with local human disturbance an oversimplification (Fulton et al., 2019; McCook, 1999; Vroom, 2011) with potentially negative implications for management (McCook, 1999; Vroom, 2011), and that has criticized the widespread reliance on macroalgae as an indicator of reef health or degradation (Bruno et al., 2009; Vroom, 2011). Despite these critiques, researchers and managers continue to use total macroalgae cover to provide proxy estimates on the health of coral reefs and how they are affected by people (Bruno & Valdivia, 2016; Smith et al., 2016). A key limitation to this and other research on macroalgae distribution (Keith et al., 2014; Tebbett et al., 2023) is the lack of available survey data identifying macroalgae at the genus level. Most of the survey data we analyzed were collected to investigate the status and/or health of coral reefs, and site selection may have excluded parts of the reef with higher macroalgae cover. In addition, the sampling was uneven across realms, and the reliance on large-scale, low-resolution global databases to calculate site-specific independent variables may have affected our ability to account for local drivers of macroalgal communities because of differences in scale. Despite these limitations, this study demonstrates that the links between macroalgae cover and human disturbance are uncertain, which undermines the usefulness of total macroalgae cover as a way of estimating local, human-driven degradation.

Strategic management of coral reefs is increasingly vital as the climate continues to warm (Darling et al., 2019). Evaluating how coral reefs are being affected by disturbance is an indispensable part of research and management, but the most common metrics used in that work are based on an oversimplified and poorly tested paradigm. We have shown here that total macroalgae cover does not correlate well with local human disturbance but that evaluating macroalgae cover at the genus level shows more promise as a management and assessment tool. Genus-level data might also provide

greater understanding of the drivers of macroalgae and how they influence overall ecosystem functioning. Investments in further research on macroalgae at finer taxonomic resolutions, including genus-specific interactions with human-driven stressors, may be important for future coral reef conservation. In addition, as others have argued, testing long-standing paradigms in marine ecology will be increasingly necessary to make good predictions as climate change intensifies (Williams et al., 2019), demonstrating the need for enhanced monitoring to improve our ability to assess climate-driven changes in benthic communities. We hope that by demonstrating that total macroalgae cover is only weakly correlated with human disturbance and is not an effective way to estimate coral reef health in the Indian and Pacific Oceans, this work catalyzes much-needed consideration of how we define reef health and the effects of local human disturbance, especially under rapidly changing environmental conditions.

AFFILIATIONS

¹Department of Geography, University of British Columbia, British Columbia, Vancouver, Canada

²School of Geography and the Environment, University of Oxford, Oxford, UK

³Institute for the Oceans and Fisheries, University of British Columbia, British Columbia, Vancouver, Canada

⁴Australian Research Council Centre of Excellence for Coral Reef Studies, James Cook University, Queensland, Townsville, Australia

⁵Department of Biology, University of Victoria, British Columbia, Victoria, Canada

⁶Department of Marine and Environmental Science, Nova Southeastern University, Florida, Dania Beach, USA

⁷School of Biology, Faculty of Biological Sciences, University of Leeds, Leeds, UK

⁸Department of Aquatic Resources Management, Faculty of Fisheries and Marine Science, Pattimura University, Ambon, Indonesia

⁹Centre for Biodiversity and Conservation Science, University of Queensland, Queensland, St Lucia, Australia

¹⁰Lancaster Environment Centre, Lancaster University, Lancaster, UK

¹¹Australian Institute of Marine Science, Western Australia, Perth, Australia

¹²CRIOBE, UAR 3278 CNRS-EPHE-UPVD, Moorea French Polynesia and the French Center for Excellence for Coral Reefs (LabEx Corail), PSL Research University, Paris, France

¹³One People One Reef, California, Santa Cruz, USA

¹⁴Department of Biology, Cabrillo College, California, Aptos, USA

¹⁵Institute of Oceanography, National Taiwan University, Taipei, Taiwan

¹⁶Faculty of Marine and Fisheries, Universitas Syiah Kuala, Banda Aceh, Indonesia

¹⁷Coral Reef Consulting, Pago Pago, American Samoa

¹⁸Palau International Coral Reef Center, Koror, Palau

¹⁹School of Natural and Environmental Sciences, Newcastle University, Newcastle upon Tyne, UK

²⁰School of Biological Sciences, University of Bristol, Bristol, UK

²¹School of Biological Sciences, The University of Queensland, Queensland, Brisbane, Australia

²²Marine Science Program, Biodiversity and Conservation Science, Department of Biodiversity Conservation and Attractions, Western Australia, Kensington, Australia

²³University of Guam Marine Laboratory, UOG Station, Mangilao, Guam

²⁴Department of Biosciences, Swansea University, Swansea, UK

²⁵Department of Marine Science and Fisheries, Hasanuddin University, South Sulawesi, Makassar, Indonesia

²⁶Biodiversity Research Center, Academia Sinica, Taipei, Taiwan

²⁷Department of Marine Biology, Pattimura University, Ambon, Indonesia

²⁸Maritime and Marine Science Centre of Excellence, Pattimura University, Ambon, Indonesia

²⁹Wildlife Conservation Society, Global Marine Programs, New York, Bronx, USA

³⁰Santa Barbara City College, California, Santa Barbara, USA

³¹Oceans Institute, University of Western Australia, Western Australia, Perth, Australia

³²Department of Marine Science, Chemistry and Biology, Faculty of Science, University of the Ryukyus, Okinawa, Japan

³³Tropical Biosphere Research Center, University of the Ryukyus, Okinawa, Japan

³⁴Coral Conservation and Research Group, School of Molecular and Life Sciences, Curtin University, Western Australia, Bentley, Australia

³⁵Collections and Research, Western Australian Museum, Western Australia, Perth, Australia

³⁶Ulithi Fatalop Community Action Program, Yap, Micronesia

³⁷School of Life and Environmental Sciences, The University of Sydney, New South Wales, Sydney, Australia

³⁸School of Life Sciences, University of Technology Sydney, 2007, New South Wales, Sydney, Australia

³⁹School of Ocean Sciences, Bangor University, LL59 5AB, Anglesey, UK

ACKNOWLEDGMENTS

The authors are grateful to the editors and two anonymous reviewers for their careful reading of earlier drafts and their constructive input. See the Supporting Information for full acknowledgments.

CONFLICT OF INTEREST STATEMENT

The authors have no conflict of interest.

DATA AVAILABILITY STATEMENT

The full dataset is available at <http://doi.org/10.5281/zenodo.7760495>. The data from the Yap and Chuuk Outer Islands remain owned by communities in Yap and Chuuk, and the meta-data from these sites is not public. Please contact the data owners (listed in Supporting Information) for permission to use their data.

ORCID

Sara E. Cannon <https://orcid.org/0000-0002-1402-6370>

REFERENCES

- Adam, T. C., Burkepile, D. E., Holbrook, S. J., Carpenter, R. C., Claudet, J., Loiseau, C., Thiault, L., Brooks, A. J., Washburn, L., & Schmitt, R. J. (2021). Landscape-scale patterns of nutrient enrichment in a coral reef ecosystem: Implications for coral to algae phase shifts. *Ecological Applications*, 31(1), e2227. <https://doi.org/10.1002/eap.2227>
- Andrello, M., Darling, E. S., Wenger, A., Suárez-Castro, A. F., Gelfand, S., & Ahmadi, G. N. (2021). A global map of human pressures on tropical coral reefs. *Conservation Letters*. <https://doi.org/10.1111/conl.12858>
- Anton, A., Randle, J. L., Garcia, F. C., Rossbach, S., Ellis, J. I., Weinzierl, M., & Duarte, C. M. (2020). Differential thermal tolerance between

algae and corals may trigger the proliferation of algae in coral reefs. *Global Change Biology*, 26(8), 4316–4327. <https://doi.org/10.1111/gcb.15141>

- Bittick, S. J., Bilotti, N. D., Peterson, H. A., & Stewart, H. L. (2010). *Turbinaria omata* as an herbivory refuge for associate algae. *Marine Biology*, 157(2), 317–323. <https://doi.org/10.1007/s00227-009-1319-6>
- Bolker, B. M., Brooks, M. E., Clark, C. J., Geange, S. W., Poulsen, J. R., Stevens, M. H. H., & White, J.-S. S. (2009). Generalized linear mixed models: A practical guide for ecology and evolution. *Trends in Ecology & Evolution*, 24(3), 127–135. <https://doi.org/10.1016/j.tree.2008.10.008>
- Borcard, D., Gillet, F., & Legendre, P. (2011). *Numerical ecology with R* (R. Gentleman, K. Hornick, & G. G. Parmigiani, Eds.). Springer. <https://doi.org/10.1007/978-1-4419-7976-6>
- Brown, K. T., Bender-Champ, D., Kubicek, A., van der Zande, R., Achlatis, M., Hoegh-Guldberg, O., & Dove, S. G. (2018). The dynamics of coral-algal interactions in space and time on the southern great barrier reef. *Frontiers in Marine Science*, 5, 181. <https://doi.org/10.3389/fmars.2018.00181>
- Bruno, J. F., Precht, W. F., Vroom, P. S., & Aronson, R. B. (2014). Coral reef baselines: How much macroalgae is natural? *Marine Pollution Bulletin*, 80(1–2), 24–29. <https://doi.org/10.1016/j.marpolbul.2014.01.010>
- Bruno, J. F., Sweatman, H., Precht, W. F., Selig, E. R., & Schutte, V. G. W. (2009). Assessing evidence of phase shifts from coral to macroalgal dominance on coral reefs. *Ecology*, 90(6), 1478–1484. <https://doi.org/10.1890/08-1781.1>
- Bruno, J. F., & Valdivia, A. (2016). Coral reef degradation is not correlated with local human population density. *Scientific Reports*, 6(July), 29778. <https://doi.org/10.1038/srep29778>
- Cinner, J. E., Maire, E., Huchery, C., MacNeil, M. A., Graham, N. A. J., Mora, C., McClanahan, T. R., Barnes, M. L., Kittinger, J. N., Hicks, C. C., D'Agata, S., Hoey, A. S., Gurney, G. G., Feary, D. A., Williams, I. D., Kulbicki, M., Vigliola, L., Wantiez, L., Edgar, G. J., ... Mouillot, D. (2018). Gravity of human impacts mediates coral reef conservation gains. *Proceedings of the National Academy of Sciences of the United States of America*, 115(27), E6116–E6125. <https://doi.org/10.1073/pnas.1708001115>
- Clements, C. S., & Hay, M. E. (2017). Size matters: Predator outbreaks threaten foundation species in small marine protected areas. *PLoS One*, 12(2), e0171569. <https://doi.org/10.1371/journal.pone.0171569>
- Costello, M. J., Tsai, P., Wong, P. S., Cheung, A. K. L., Basher, Z., & Chaudhary, C. (2017). Marine biogeographic realms and species endemism. *Nature Communications*, 8(1), 1. <https://doi.org/10.1038/s41467-017-01121-2>
- Darling, E. S., Alvarez-Filip, L., Oliver, T. A., McClanahan, T. R., & Côté, I. M. (2012). Evaluating life-history strategies of reef corals from species traits. *Ecology Letters*, 15(12), 1378–1386. <https://doi.org/10.1111/j.1461-0248.2012.01861.x>
- Darling, E. S., McClanahan, T. R., Maina, J., Gurney, G. G., Graham, N. A. J., Januchowski-Hartley, F., Cinner, J. E., Mora, C., Hicks, C. C., Maire, E., Puotinen, M., Skirving, W. J., Adjeroud, M., Ahmadi, G., Arthur, R., Bauman, A. G., Beger, M., Berumen, M. L., Bigot, L., ... Mouillot, D. (2019). Social-environmental drivers inform strategic management of coral reefs in the Anthropocene. *Nature Ecology & Evolution*, 3(9), 1341–1350. <https://doi.org/10.1038/s41559-019-0953-8>
- Davis, S. L. (2018). Associational refuge facilitates phase shifts to macroalgae in a coral reef ecosystem. *Ecosphere*, 9(5), e02272. <https://doi.org/10.1002/ecs2.2272>
- Delgado, O. (1994). Nutrient-limited productivity of calcareous versus fleshy macroalgae in a eutrophic, carbonate-rich tropical marine environment. *Coral Reefs*, 13, 151–159. <https://doi.org/10.1007/BF00301191>
- Fabricius, K. E. (2005). Effects of terrestrial runoff on the ecology of corals and coral reefs: Review and synthesis. *Marine Pollution*

- Bulletin*, 50(2), 125–146. <https://doi.org/10.1016/j.marpolbul.2004.11.028>
- Fabricius, K. E., Crossman, K., Jonker, M., Mongin, M., & Thompson, A. (2023). Macroalgal cover on coral reefs: Spatial and environmental predictors, and decadal trends in the great barrier reef. *PLoS One*, 18(1), e0279699. <https://doi.org/10.1371/journal.pone.0279699>
- Fulton, C. J., Abesamis, R. A., Berkström, C., Depczynski, M., Graham, N. A. J., Holmes, T. H., Kulbicki, M., Noble, M. M., Radford, B. T., Tano, S., Tinkler, P., Wernberg, T., & Wilson, S. K. (2019). Form and function of tropical macroalgal reefs in the Anthropocene. *Functional Ecology*, 33, 989–999. <https://doi.org/10.1111/1365-2435.13282>
- Fulton, C. J., Depczynski, M., Holmes, T. H., Noble, M. M., Radford, B., Wernberg, T., & Wilson, S. K. (2014). Sea temperature shapes seasonal fluctuations in seaweed biomass within the Ningaloo coral reef ecosystem. *Limnology and Oceanography*, 59(1), 156–166. <https://doi.org/10.4319/lo.2014.59.1.0156>
- Gilby, B. L., Maxwell, P. S., Tibbetts, I. R., & Stevens, T. (2015). Bottom-up factors for algal productivity outweigh no-fishing marine protected area effects in a marginal coral reef system. *Ecosystems*, 18(6), 1056–1069. <https://doi.org/10.1007/s10021-015-9883-8>
- Gove, J. M., Williams, G. J., McManus, M. A., Clark, S. J., Ehses, J. S., & Wedding, L. M. (2015). Coral reef benthic regimes exhibit non-linear threshold responses to natural physical drivers. *Marine Ecology Progress Series*, 522, 33–48. <https://doi.org/10.3354/meps11118>
- Graba-Landry, A. C., Loffler, Z., McClure, E. C., Pratchett, M. S., & Hoey, A. S. (2020). Impaired growth and survival of tropical macroalgae (*Sargassum* spp.) at elevated temperatures. *Coral Reefs*, 39(2), 475–486. <https://doi.org/10.1007/s00338-020-01909-7>
- Harrell, F. E., Jr. (2021). *Hmisc: Harrell miscellaneous (4.6-0)* [R programming; R statistical software]. <https://CRAN.R-project.org/package=Hmisc>
- Harris, R. J., Wilson, S. K., & Fulton, C. J. (2021). Interactive effects of sediments and urchins on the composition and structure of tropical macroalgal assemblages. *Marine Biology*, 168(9), 144. <https://doi.org/10.1007/s00227-021-03953-5>
- Hartig, F. (2022). *DHARMA: Residual diagnostics for hierarchical (multi-level/mixed) regression models* (R package version 0.4.6). <https://CRAN.R-project.org/package=DHARMA>
- Hay, M. E., Paul, V. J., Lewis, S. M., Gustafson, K., Tucker, J., & Trindell, R. N. (1988). Can tropical seaweeds reduce herbivory by growing at night? Diel patterns of growth, nitrogen content, herbivory, and chemical versus morphological defenses. *Oecologia*, 75(2), 233–245. <https://doi.org/10.1007/BF00378604>
- Hillis-Colinvaux, L. (1980). Ecology and taxonomy of Halimeda: Primary producer of coral reefs. In *Advances in marine biology* (Vol. 17, pp. 1–327). Elsevier. [https://doi.org/10.1016/S0065-2881\(08\)60303-X](https://doi.org/10.1016/S0065-2881(08)60303-X)
- Holbrook, S. J., Wencélius, J., Dubel, A. K., Adam, T. C., Cook, D. C., Hunter, C. E., Lauer, M., Lester, S. E., Miller, S. D., Rassweiler, A., & Schmitt, R. J. (2022). Spatial covariation in nutrient enrichment and fishing of herbivores in an oceanic coral reef ecosystem. *Ecological Applications: A Publication of the Ecological Society of America*, 32(3), e2515. <https://doi.org/10.1002/eap.2515>
- Inkscape Project. (2020). *Inkscape*.
- Jompa, J., & McCook, L. J. (1998). Seaweeds save the reef?!: *Sargassum* canopy decreases coral bleaching on inshore reefs. *Reef Research*, 8, 5.
- Keith, S. A., Kerswell, A. P., & Connolly, S. R. (2014). Global diversity of marine macroalgae: Environmental conditions explain less variation in the tropics: Global diversity of marine macroalgae. *Global Ecology and Biogeography*, 23(5), 517–529. <https://doi.org/10.1111/geb.12132>
- Kelly, E. L. A., Eynaud, Y., Clements, S. M., Gleason, M., Sparks, R. T., Williams, I. D., & Smith, J. E. (2016). Investigating functional redundancy versus complementarity in Hawaiian herbivorous coral reef fishes. *Oecologia*, 182(4), 1151–1163. <https://doi.org/10.1007/s00442-016-3724-0>
- Littler, M. M., & Littler, D. S. (1984). Models of tropical reef biogenesis: The contribution of algae. In F. Round & D. Chapman (Eds.), *Progress in Phycological research* (Vol. 3, pp. 323–364). Biopress.
- Littler, M. M., & Littler, D. S. (2007). Assessment of coral reefs using herbivory/nutrient assays and indicator groups of benthic primary producers: A critical synthesis, proposed protocols, and critique of management strategies. *Aquatic Conservation: Marine and Freshwater Ecosystems*, 17, 195–215. <https://doi.org/10.1002/aqc.790>
- Littler, M. M., Littler, D. S., & Brooks, B. L. (2006). Harmful algae on tropical coral reefs: Bottom-up eutrophication and top-down herbivory. *Harmful Algae*, 5, 565–585. <https://doi.org/10.1016/j.hal.2005.11.003>
- Loya, Y., Sakai, K., Nakano, Y., & Woesik, R. V. (2001). Coral bleaching: The winners and the losers. *Ecology Letters*, 4, 122–131. <https://doi.org/10.1046/j.1461-0248.2001.00203.x>
- Lüdecke, D. (2018). ggeffects: Tidy data frames of marginal effects from regression models. *Journal of Open Source Software*, 3(26), 772. <https://doi.org/10.21105/joss.00772>
- McClanahan, T. R., Sala, E., Mumby, P. J., & Jones, S. (2004). Phosphorus and nitrogen enrichment do not enhance brown frondose “macroalgae”. *Marine Pollution Bulletin*, 48(1–2), 196–199. <https://doi.org/10.1016/j.marpolbul.2003.10.004>
- McCook, L. J. (1999). Macroalgae, nutrients and phase shifts on coral reefs: Scientific issues and management consequences for the great barrier reef. *Coral Reefs*, 18(4), 357–367. <https://doi.org/10.1007/s003380050213>
- Mumby, P. J., Hedley, J. D., Zychaluk, K., Harborne, A. R., & Blackwell, P. G. (2006). Revisiting the catastrophic die-off of the urchin *Diadema antillarum* on Caribbean coral reefs: Fresh insights on resilience from a simulation model. *Ecological Modelling*, 196(1), 131–148. <https://doi.org/10.1016/j.ecolmodel.2005.11.035>
- Nakagawa, S., Johnson, P. C. D., & Schielzeth, H. (2017). The coefficient of determination R^2 and intra-class correlation coefficient from generalized linear mixed-effects models revisited and expanded. *Journal of the Royal Society Interface*, 14(134), 20170213. <https://doi.org/10.1098/rsif.2017.0213>
- Oksanen, J., Blanchet, F. G., Friendly, M., Kindt, R., Legendre, P., McGlenn, D., Minchin, P. R., O'Hara, R. B., Simpson, G. L., Solymos, P., Stevens, M. H. H., Szoecs, E., & Wagner, H. (2020). *Vegan: Community ecology package (2.5-7)* [R]. <https://CRAN.R-project.org/package=vegan>
- OpenStreetMap Foundation. (2021). *OpenStreetMap [Map]*. OpenStreetMap. <https://www.OpenStreetMap.org/copyright>
- Page-Albins, K. N., Vroom, P. S., Hoeke, R., Albins, M. A., & Smith, C. M. (2012). Patterns in benthic coral reef communities at pearl and Hermes atoll along a wave-exposure gradient. *Pacific Science*, 66(4), 481–496. <https://doi.org/10.2984/66.4.6>
- Paul, V. J., & VanAlstyne, K. L. (1988). Chemical defense and chemical variation in some tropical Pacific species of *Halimeda* (Halimedaceae; Chlorophyta). *Coral Reefs*, 6(3), 263–269. <https://doi.org/10.1007/BF00302022>
- QGIS Development Team. (2022). *QGIS geographic information system. Open Source Geospatial Foundation Project (3.24)*. <https://qgis.org>
- R Core Team. (2021). *R: A Language and Environment for Statistical Computing (4.4.1)*. R Foundation for Statistical Computing. <https://www.R-project.org>
- Ramseyer, T., Tronholm, A., Turner, T., Brandt, M., & Smith, T. (2021). Elevated nutrients and herbivory negatively affect *Dictyota* growth dynamics. *Marine Ecology Progress Series*, 671, 81–95. <https://doi.org/10.3354/meps13788>
- RStudio Team. (2020). *RStudio: Integrated development for R*. RStudio, PBC. <http://www.rstudio.com>
- Sievers, K. T., McClure, E. C., Abesamis, R. A., & Russ, G. R. (2020). Non-reef habitats in a tropical seascape affect density and biomass of

- fishes on coral reefs. *Ecology and Evolution*, 10(24), 13673–13686. <https://doi.org/10.1002/ece3.6940>
- Smith, H. A., Prenzlau, T., Whitman, T., Fulton, S. E., Borghi, S., Logan, M., Heron, S. F., & Bourne, D. G. (2022). Macroalgal canopies provide corals limited protection from bleaching and impede post-bleaching recovery. *Journal of Experimental Marine Biology and Ecology*, 553, 151762. <https://doi.org/10.1016/j.jembe.2022.151762>
- Smith, J. E., Brainard, R., Carter, A., Grillo, S., Edwards, C., Harris, J., Lewis, L., Obura, D., Rohwer, F., Sala, E., Vroom, P. S., & Sandin, S. (2016). Re-evaluating the health of coral reef communities: Baselines and evidence for human impacts across the Central Pacific. *Proceedings of the Royal Society B: Biological Sciences*, 283(1822), 20151985. <https://doi.org/10.1098/rspb.2015.1985>
- Steneck, R. S. (1988). *Herbivory on coral reefs: A synthesis*. Proceedings of the 6th international coral reef symposium (Vol. 1, pp. 37–49).
- Tanaka, K., Taino, S., Haraguchi, H., Prendergast, G., & Hiraoka, M. (2012). Warming off southwestern Japan linked to distributional shifts of subtidal canopy-forming seaweeds. *Ecology and Evolution*, 2(11), 2854–2865. <https://doi.org/10.1002/ece3.391>
- Tebbett, S. B., & Bellwood, D. R. (2019). Algal turf sediments on coral reefs: What's known and what's next. *Marine Pollution Bulletin*, 149, 110542. <https://doi.org/10.1016/j.marpolbul.2019.110542>
- Tebbett, S. B., Connolly, S. R., & Bellwood, D. R. (2023). Benthic composition changes on coral reefs at global scales. *Nature Ecology & Evolution*, 7(1), 1. <https://doi.org/10.1038/s41559-022-01937-2>
- Teichberg, M., Fricke, A., & Bischof, K. (2013). Increased physiological performance of the calcifying green macroalga *Halimeda opuntia* in response to experimental nutrient enrichment on a Caribbean coral reef. *Aquatic Botany*, 104, 25–33. <https://doi.org/10.1016/j.aquabot.2012.09.010>
- Van Woesik, R., Sakai, K., Ganase, A., & Loya, Y. (2011). Revisiting the winners and the losers a decade after coral bleaching. *Marine Ecology Progress Series*, 434, 67–76. <https://doi.org/10.3354/meps09203>
- Vroom, P. S. (2011). "Coral dominance": A dangerous ecosystem misnomer? *Journal of Marine Biology*, 2011, 1–8. <https://doi.org/10.1155/2011/164127>
- Vroom, P. S., Page, K. N., Kenyon, J. C., & Brainard, R. E. (2006). Algae-dominated reefs: Numerous reports suggest that reefs must be dominated by coral to be healthy, but many thriving reefs depend more on algae. *American Scientist*, 94, 430–437. <https://doi.org/10.1511/2006.61.1004>
- Wickham, H. (2016). *ggplot2: Elegant graphics for data analysis*. Springer-Verlag. <https://ggplot2.tidyverse.org>
- Williams, G. J., Graham, N. A., Jouffray, J.-B., Norström, A. V., Nyström, M., Gove, J. M., Heenan, A., & Wedding, L. M. (2019). Coral reef ecology in the Anthropocene. *Functional Ecology*, 33(6), 1014–1022. <https://doi.org/10.1111/1365-2435.13290>
- Wilson, S. K., Fulton, C. J., Graham, N. A. J., Abesamis, R., Berkström, C., Coker, D. J., Depczynski, M., Evans, R. D., Fisher, R., Goetze, J., Hoey, A., Holmes, T. H., Kulbicki, M., Noble, M., Robinson, J. P. W., Bradley, M., Åkerlund, C., Barrett, L. T., Bucol, A. A., ... Tinkler, P. (2022). The contribution of macroalgae-associated fishes to small-scale tropical reef fisheries. *Fish and Fisheries*, 23, 847–861. <https://doi.org/10.1111/faf.12653>

SUPPORTING INFORMATION

Additional supporting information can be found online in the Supporting Information section at the end of this article.

How to cite this article: Cannon, S. E., Donner, S. D., Liu, A., González Espinosa, P. C., Baird, A. H., Baum, J. K., Bauman, A. G., Beger, M., Benkwitt, C. E., Birt, M. J., Chancerelle, Y., Cinner, J. E., Crane, N. L., Denis, V., Depczynski, M., Fadli, N., Fenner, D., Fulton, C. J., Golbuu, Y., ... Wilson, S. K. (2023). Macroalgae exhibit diverse responses to human disturbances on coral reefs. *Global Change Biology*, 00, 1–13. <https://doi.org/10.1111/gcb.16694>

Macroalgae exhibit diverse responses to human disturbances on coral reefs

ORIGINALITY REPORT

15%

SIMILARITY INDEX

13%

INTERNET SOURCES

12%

PUBLICATIONS

4%

STUDENT PAPERS

PRIMARY SOURCES

1	www.researchgate.net Internet Source	1%
2	researchonline.jcu.edu.au Internet Source	1%
3	Camille Leclerc, Nathalie Reynaud, Pierre - Alain Danis, Florentina Moatar et al. "Temperature, productivity, and habitat characteristics collectively drive lake food web structure", Global Change Biology, 2023 Publication	1%
4	eprints.whiterose.ac.uk Internet Source	1%
5	Submitted to Waterford Institute of Technology Student Paper	<1%
6	2022omics.conf.tw Internet Source	<1%
7	Verena Schoepf, Justin H. Baumann, Daniel J. Barshis, Nicola K. Browne et al. "Corals at the	<1%

edge of environmental limits: A new conceptual framework to re-define marginal and extreme coral communities", Science of The Total Environment, 2023

Publication

8

Eylem Elma, Martin Gullström, Saleh A.S. Yahya, Jean-Baptiste Jouffray, Holly K. East, Magnus Nyström. "Post-bleaching alterations in coral reef communities", Marine Pollution Bulletin, 2023

Publication

<1 %

9

api.research-repository.uwa.edu.au

Internet Source

<1 %

10

pubmed.ncbi.nlm.nih.gov

Internet Source

<1 %

11

Yuting Vicky Lin, Wanchien Victoria Hsiao, Wei - Jen Chen, Vianney Denis. "Habitat change and its consequences on reef fish specialization in biogeographic transition zones", Journal of Biogeography, 2022

Publication

<1 %

12

www.science.org

Internet Source

<1 %

13

9pdf.net

Internet Source

<1 %

14

research.bangor.ac.uk

Internet Source

<1 %

15	medcraveonline.com Internet Source	<1 %
16	Tracey McDole Somera, Barbara Bailey, Katie Barott, Juris Grasis et al. "Energetic differences between bacterioplankton trophic groups and coral reef resistance", Proceedings of the Royal Society B: Biological Sciences, 2016 Publication	<1 %
17	www.coralcoe.org.au Internet Source	<1 %
18	www.reabic.net Internet Source	<1 %
19	F. Javier González - Barrios, Nuria Estrada - Saldívar, Esmeralda Pérez - Cervantes, Fernando Secaira - Fajardo et al. "Legacy effects of anthropogenic disturbances modulate dynamics in the world's coral reefs", Global Change Biology, 2023 Publication	<1 %
20	Submitted to UW, Stevens Point Student Paper	<1 %
21	Encyclopedia of Earth Sciences Series, 2011. Publication	<1 %
22	Submitted to University of Western Australia Student Paper	<1 %

23

Alessia Bani, Maarten De Brauwer, Simon Creer, Alex J. Dumbrell et al. "Informing marine spatial planning decisions with environmental DNA", Elsevier BV, 2020

Publication

<1 %

24

Andrea Anton, Janna L. Randle, Francisca C. Garcia, Susann Rossbach, Joanne I. Ellis, Michael Weinzierl, Carlos M. Duarte. "Differential thermal tolerance between algae and corals may trigger the proliferation of algae in coral reefs", Global Change Biology, 2020

Publication

<1 %

25

Submitted to University of the Sunshine Coast

Student Paper

<1 %

26

Submitted to Vrije Universiteit Brussel

Student Paper

<1 %

27

www.int-res.com

Internet Source

<1 %

28

"Marine Animal Forests", Springer Science and Business Media LLC, 2017

Publication

<1 %

29

Salvador Zarco - Perello, Nestor E. Bosch, Scott Bennett, Mat A. Vanderkluft, Thomas Wernberg. "Persistence of tropical herbivores in temperate reefs constrains kelp resilience to cryptic habitats", Journal of Ecology, 2021

<1 %

30

www.annualreviews.org

Internet Source

<1 %

31

Christopher Edward Cornwall, Steeve Comeau, Simon D. Donner, Chris Perry et al. "Coral adaptive capacity insufficient to halt global transition of coral reefs into net erosion under climate change", *Global Change Biology*, 2023

Publication

<1 %

32

eprint.ncl.ac.uk

Internet Source

<1 %

33

Chaitanya V. Arjunwadkar, Sterling B. Tebbett, David R. Bellwood, David G. Bourne, Hillary A. Smith. "Algal turf structure and composition vary with particulate loads on coral reefs", *Marine Pollution Bulletin*, 2022

Publication

<1 %

34

Valerie J. Paul, John M. Cronan, John H. Cardellina. "Isolation of new brominated sesquiterpene feeding deterrents from tropical green alga *Neomeris annulata* (Dasycladaceae: Chlorophyta)", *Journal of Chemical Ecology*, 1993

Publication

<1 %

35

eprints.ucm.es

Internet Source

<1 %

36	esajournals.onlinelibrary.wiley.com Internet Source	<1 %
37	opac.nls.ac.in:8081 Internet Source	<1 %
38	repositorio.furg.br Internet Source	<1 %
39	sh.diva-portal.org Internet Source	<1 %
40	www.nature.com Internet Source	<1 %
41	Huang, Danwei. "Threatened Reef Corals of the World", PLoS ONE, 2012. Publication	<1 %
42	Pontifes Cortés Paulina Alejandra. "La estructura de comunidades de macroparásitos y su influencia en la presencia de microparásitos emergentes en roedores", TESIUNAM, 2022 Publication	<1 %
43	bioone.org Internet Source	<1 %
44	doi.org Internet Source	<1 %
45	dspace.lib.cranfield.ac.uk Internet Source	<1 %

- | | | |
|----|---|------|
| 46 | era.ed.ac.uk
Internet Source | <1 % |
| 47 | hdl.handle.net
Internet Source | <1 % |
| 48 | mafiadoc.com
Internet Source | <1 % |
| 49 | www.kidshelpline.com.au
Internet Source | <1 % |
| 50 | Darling, Emily S., Timothy R. McClanahan, and Isabelle M. Côté. "Life histories predict coral community disassembly under multiple stressors", <i>Global Change Biology</i> , 2013.
Publication | <1 % |
| 51 | John F. Bruno, Abel Valdivia. "Coral reef degradation is not correlated with local human population density", <i>Scientific Reports</i> , 2016
Publication | <1 % |
| 52 | Sun W. Kim, Eugenia M. Sampayo, Brigitte Sommer, Carrie A. Sims et al. "Refugia under threat: Mass bleaching of coral assemblages in high - latitude eastern Australia", <i>Global Change Biology</i> , 2019
Publication | <1 % |
| 53 | Timothy R. McClanahan, Stephanie D'Agata, N.A.J. Graham, Maxwell Azali Kodia, Joseph M. | <1 % |

Maina. "Multivariate environment-fish biomass model informs sustainability and lost income in Indian Ocean coral reefs", Marine Policy, 2023

Publication

54

academic.oup.com

Internet Source

<1 %

55

digital.lib.washington.edu

Internet Source

<1 %

56

eprints.lancs.ac.uk

Internet Source

<1 %

57

espace.library.uq.edu.au

Internet Source

<1 %

58

hal.archives-ouvertes.fr

Internet Source

<1 %

59

link.springer.com

Internet Source

<1 %

60

moam.info

Internet Source

<1 %

61

openresearch-repository.anu.edu.au

Internet Source

<1 %

62

orbi.uliege.be

Internet Source

<1 %

63

pure.rug.nl

Internet Source

<1 %

64

pureadmin.qub.ac.uk

Internet Source

<1 %

65

www.tandfonline.com

Internet Source

<1 %

66

David R. Bellwood, Sterling B. Tebbett, Orpha Bellwood, Michalis Mihalitsis et al. "The role of the reef flat in coral reef trophodynamics: Past, present, and future", *Ecology and Evolution*, 2018

Publication

<1 %

67

Burt, J.. "Long-term impacts of coral bleaching events on the world's warmest reefs", *Marine Environmental Research*, 201110

Publication

<1 %

68

Emily S. Darling, Tim R. McClanahan, Joseph Maina, Georgina G. Gurney et al. "Social-environmental drivers inform strategic management of coral reefs in the Anthropocene", *Nature Ecology & Evolution*, 2019

Publication

<1 %

69

Liam Lachs, John C Bythell, Holly K East, Alasdair J Edwards, Peter J Mumby, William J Skirving, Blake L Spady, James R. Guest. "Fine-Tuning Heat Stress Algorithms to Optimise Global Predictions of Mass Coral Bleaching", *Remote Sensing*, 2021

Publication

<1 %

70

Sally J. Holbrook, Jean Wencélius, Alexandra K. Dubel, Thomas C. Adam et al. "Spatial covariation in nutrient enrichment and fishing of herbivores in an oceanic coral reef ecosystem", *Ecological Applications*, 2022

Publication

<1 %

Exclude quotes On

Exclude matches Off

Exclude bibliography On